






**2019086 Free State Pro Kennex Mini 5  
BS 14**

### Main Draw

1	TSA081050	FS	 [1] Thebe THITE		
2			A1 BYE	[1] Thebe THITE	
3	TSA051095	FS	Philip WINKELMANN		[1] Thebe THITE
4			A2 BYE	Philip WINKELMANN	6-1, 6-2
5	TSA061501	FS	[4] Ivan HOFFMAN		FREDERICH BRISLEY
6			A3 BYE	[4] Ivan HOFFMAN	6-0, 6-4
7	TSA050287	FS	FREDERICH BRISLEY		FREDERICH BRISLEY
8			A4 BYE	FREDERICH BRISLEY	6-1, 6-2
9	TSA061426	NWP	 Francois GERBER		[2] Mpho LESHOELE
10			A5 BYE	Francois GERBER	6-4, 6-0
11			BYE		[3] Matseliso MATANG
12	TSA051023	FS	 [3] Matseliso MATANG	[3] Matseliso MATANG	6-0, 6-0
13	TSA061744	NC	 Johannes BEYTELL		[2] Mpho LESHOELE
14	TSA051487	GN	JC LUBBE	JC LUBBE	6-0, 6-0
15			BYE		[2] Mpho LESHOELE
16	TSA061393	FS	 [2] Mpho LESHOELE	[2] Mpho LESHOELE	6-1, 6-1

**Position 3-4**

[1] Thebe THITE	[1] Thebe THITE
[3] Matseliso MATANG	6-2, 6-4

**Position 5-8**

<b>Philip WINKELMANN</b>	<b>Philip WINKELMANN</b>	
<b>[4] Ivan HOFFMAN</b>	6-2, 6-2	<b>Philip WINKELMANN</b>
<b>Francois GERBER</b>		6-4, 6-1
<b>JC LUBBE</b>	6-2, 7-5	

### Position 7-8

[4] Ivan HOFFMAN	
Francois GERBER	[4] Ivan HOFFMAN 6-0, 6-0

**Position 9-16**

The diagram illustrates a sequence of events and actions. On the left, a vertical list of events (E1 through E7) is shown. To the right of each event, a box contains an action. Lines connect the events to the actions, and a final line connects the last action to a horizontal line on the far right.

Event	Action
E1	BYE
E2	BYE
E3	BYE
E4	Johannes BEYTELL
E5	BYE
E6	Johannes BEYTELL
E7	Johannes BEYTELL

Position 11-12

BYE
F1
BYE

Position 13-16

BYE
G1
BYE

BYE
G3
BYE

BYE
G2
BYE

Position 15-16

BYE
H1
BYE